



"Materials you need,
Service you can count on!"

Capitol
WHOLESALE FENCE COMPANY, INC.





18401 Fieldcrest Road | Laurel Hill, NC 28351
1.866.579.5218

1200 Lebanon Pike | Nashville, TN 37210
1.800.533.1948

DEALER: _____ DATE: _____
CUSTOMER NUMBER: _____ P.O. NUMBER: _____
CONTACT NAME: _____ Job NAME: _____

GRADE: ☐ RESIDENTIAL ☐ COMMERCIAL ☐ INDUSTRIAL

STYLE:

			
<input type="checkbox"/> Classic	<input type="checkbox"/> CHICAGO	<input type="checkbox"/> WILMINGTON	<input type="checkbox"/> BLUE RIDGE




HEIGHT: ☐ 36" ☐ 42" ☐ 48" ☐ 54" ☐ 60" ☐ 72" ☐ 84" ☐ 96"

COLOR: ☐ BLACK ☐ WHITE ☐ BRONZE



OPTIONS: Field Applied

<input type="checkbox"/> Quad-Finial 	<input type="checkbox"/> Tri-Finial 	<input type="checkbox"/> Rings 	<input type="checkbox"/> CONVEX 	<input type="checkbox"/> CONCAVE 
--	---	---	---	--

CHANNELS:

		
<input type="checkbox"/> 2-Rail	<input type="checkbox"/> 3-Rail	<input type="checkbox"/> 4-Rail

BASE CHANNEL:

	
<input type="checkbox"/> Traditional	<input type="checkbox"/> Flush Bottom

PANELS:	
RACK	QUANTITY
STANDARD	
DOUBLE-PUNCH	

GATES:			
OPENING	SWING	ARCH	QUANTITY
	SINGLE		
	DOUBLE		
	SINGLE		
	DOUBLE		
	SINGLE		
	DOUBLE		
	SINGLE		
	DOUBLE		

POSTS:				
SIZE	WALL	LENGTH	TYPE	QUANTITY

*BE SURE AND SPECIFY WELDED FLANGE IN LENGTH...LINE, CORNER OR BLANK FOR TYPE

ACCESSORIES:	
	QUANTITY
WALL BRACKET	
SWIVEL WALL BR.	
MAGNA LATCH	
BALL CAP	
BUTTERFLY SCROLL	
ESTATE SCROLL	
TOUCH-UP PAINT	

NOTES:

PRINTED NAME: _____ SIGNATURE: _____ DATE: _____

Signature represents the legal authority to enter this legally binding CONTRACT, this is NOT a quote. Therefore, agrees to terms and pricing set by Atlantic Fence Manufacturing, Inc.