



D O M E S T I C A L L Y M A N U F A C T U R E D

SS 15™

High Strength Fence Framework

F O R L I G H T C O M M E R C I A L / I N D U S T R I A L A P P L I C A T I O N S

A domestically manufactured high strength fence framework developed for Light Commercial Applications

Allied Tube & Conduit Corporation's SS 15™ fence framework is superior in all ways to import hot-dipped galvanized tubing and structural pipe!

- **Domestically Manufactured**
- **Up to 40% stronger than .110 wall hot-dipped galvanized product**
- **Up to 33% lighter than .110 wall hot-dipped galvanized product**
- **Super long lengths available up to 38 ft.**
- **Available in POLYKOTE polyester color coating with 15 year limited warranty**
- **Readily available with manufacturing locations in IL, PA, AR and AZ with distribution in all 50 states**

Flo-Coat® Process



Exceptional Strength

SS 15™ is fabricated from steel conforming to ASTM A1011 and is cold-formed to a minimum of 50,000 PSI yield strength. The yield strength compared to hot-dipped galvanized .110 wall tubing is 40% stronger, yet as much as 35% lighter. ***This dispels the old philosophy that greater weight means greater strength.***

Superior Corrosion Resistance

Allied's continuous in-line FLO-COAT® process delivers a triple layer of corrosion protection that out-performs structural pipe in corrosion resistance. After welding, our high strength steel passes through a bath of molten high grade and special high grade zinc conforming to ASTM B6. The zinc coating is followed by a conversion coating to further retard corrosion and then by a clear polymer film to yet further retard corrosion. ***FLO-COAT results in a synergistic effect where the triple coating is superior to its individual parts.***

Applications

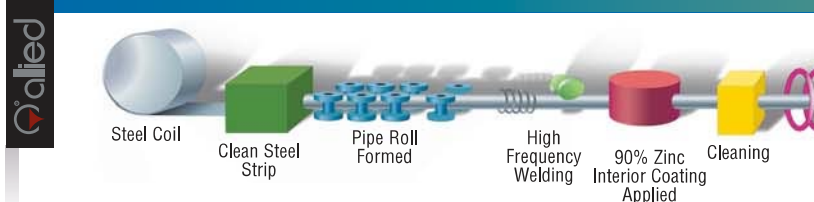
Light Commercial Applications

- Parks and playgrounds
- Rental storage facilities
- Low security controlled access areas
- Boarding kennels
- Indoor security panels and partitions

Residential Applications

- Use with privacy slats for improved wind loading
- Areas of high snow and ice loads
- Large gates and gate posts
- Heavier than normal pedestrian traffic areas
- Guard dog enclosures

FLO-COAT® Process



Allied Tube & Conduit 1.800.643.1523

SS 15™

allied
TUBE & CONDUIT

Light Commercial / Industrial Applications for CHAIN-LINK FENCES AND GATES

PART 1 - GENERAL

1.01 WORK INCLUDED

- A. Fence framework, fabric and accessories.
- B. Gates and related hardware.
- C. Installation

1.02 SCOPE OF WORK

- A. Summary: This section covers the work necessary to complete the chain link fence and gate installation.
- B. General: Like items of materials provided hereafter shall be the end-products of one manufacturer in order to achieve standardization for appearance, maintenance, and replacement.
- C. Delivery, Storage, and Handling: Deliver material to the site in an undamaged condition. Carefully store material off the ground to provide proper protection against oxidation caused by ground moisture.

1.03 SUBMITTALS AND CERTIFICATION

- A. Shop Drawings: Include complete details of fence and gate construction, fence height, post spacing, dimensions, and unit weights of framework and concrete footing details.
- B. Product Data: Provide manufacturer's catalog cuts with printed specifications. Manufacturer shall provide certification of compliance with material specifications. Actual samples of the material may be requested.

PART 2 - PRODUCTS

2.01 MATERIAL

- A. Framework: SS 15™ Fence Framework manufactured by Allied Tube & Conduit Corporation using steel sheet conforming to Standard Specification ASTM A1011 with a 50,000 PSI yield strength. Coatings are applied by the Flo-Coat® process consisting of high-grade zinc, conversion coating, and a clear organic topcoat.
- B. Fabric Options: Fabric to be 9-gauge wire, woven in a 2" diamond mesh. Top selvage to be twisted and barbed, bottom selvage to be knuckled unless otherwise specified.
 - 1. Aluminized fabric shall be manufactured in accordance with ASTM A 491 and coated before weaving with a minimum .40 ounces of aluminum per square foot of surface area. The steel wire and coating shall conform to ASTM A 817.
 - 2. Zinc-coated fabric shall be galvanized before or after weaving in accordance with ASTM A 392, Class 1 or Class 2.

2.02 CONCRETE MIX

- A. Concrete: Conforming to ASTM C 94, having a minimum compressive strength of 3,000 PSI at 28 days.

2.03 COMPONENTS

- A. Rails and Braces: 1-5/8" O.D.
- B. Gates: Per ASTM F 900
- C. Fittings, Tie Wires, and Hog Rings: Per ASTM F 626
- D. Tension Wire: Per ASTM A 824. (If required)
- E. Barbed Wire: If required, commercial quality steel, 12-1/2 gauge, two strand twisted line wire with 4 point barbs at 5"

spacing. Coating shall consist of a minimum of 0.80 ounces of zinc per square foot of wire surface conforming to ASTM A 121 or a minimum of 0.30 ounces of aluminum per square foot of wire surface conforming to ASTM A 585.

- F. Barbed Tape: If required, options are available in ASTM F 1910 Table 1 and 2.

PART 3 - EXECUTION

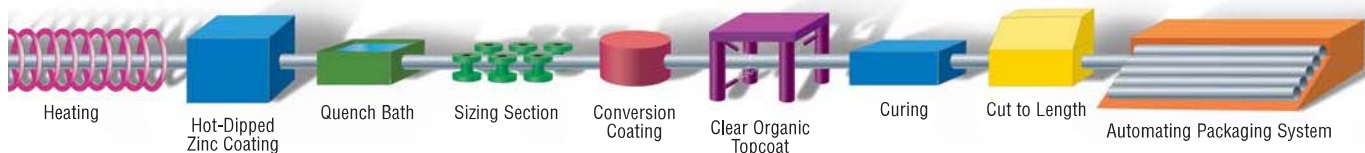
3.01 INSTALLATION

- A. General: Installation to conform to ASTM F 567.
- B. Height: Provide height as indicated on contract drawings.
- C. Post Spacing: Space line posts at intervals not exceeding ten feet.
- D. Post Setting: Set terminal, gate and line posts plumb in concrete footings. Top of footing to be 2" above grade and sloped to direct water away from posts.
- E. Bracing: Brace Gate and terminal posts back to adjacent line posts with horizontal brace rails and diagonal truss rods.
- F. Top Rail: Install through line loop caps connecting sections with sleeves to form a continuous rail between terminal posts.
- G. Bottom / Middle Rail: Install between posts with line rail clamps or rail ends and bands.
- H. Fabric: Pull fabric taut with bottom selvage 2" above grade. Fasten to terminal posts with tension bars threaded through mesh and secured with tension bands at maximum 15" intervals. Tie to line posts and top rails with tie wires spaced at maximum 12" on posts and 24" on rails. Attach to bottom/top tension wire with hog rings at maximum 24" intervals.
- I. Barbed Wire: Anchor to terminal extension arms, pull taut, and firmly install in slots of line post extension arms.
- J. Gates: Install gates plumb, level and secure for full opening without interference. Anchor center stops and keepers in concrete.
- K. Fasteners: Install nuts for fittings, bands, and hardware bolts on inside of fence.
- L. Barbed Tape: Install in accordance with ASTM F 1911. Consult with manufacturer for unique applications.

3.02 COMPLETION

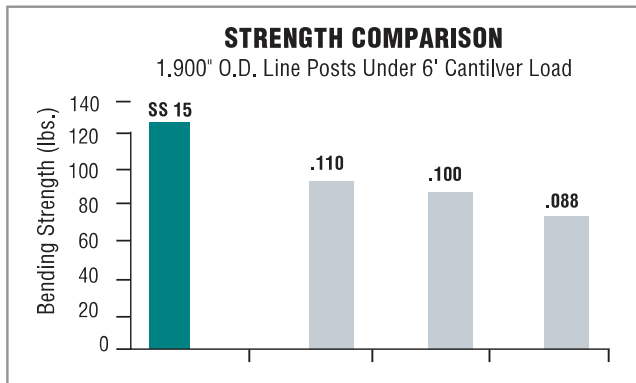
- A. The area of installation shall be left free of debris caused by the installation of the fence.

Allied Tube & Conduit Corporation makes no warranties expressed or implied including warranty of merchantability or fitness for a particular purpose. The specifications, descriptions, information and illustrated materials herein are submitted solely for evaluation by others and since the use of its information is not within it's control, Allied Tube & Conduit Corporation assumes no obligation or liability for such information and does not guarantee results from the use of said products or the information herein. Reference should be made to the original or primary source data along with standard accepted industry practice. The material herein is as of the date of publication and is subject to change without notice. For certification see contact information. © Allied Tube & Conduit Corporation



SS 15™ vs. Hot Dipped Galvanized Comparison Chart

Posts		Outside Dimensions	Pipe Wall Thickness (in.)	Weight (lbs./ft.)	Section Modulus (inches ³)	Yield Strength (psi)	Bending Moment (lbs. in.)	4' Cantilever	6' Cantilever
1-5/8" O.D.	SS 15	1.660	0.072	1.22	0.1367	50,000	6,835	142	95
	HDG	1.660	0.110	1.82	0.1948	25,000	4,870	101	68
1-7/8" O.D.	SS 15	1.900	0.072	1.41	0.1821	50,000	9,104	190	126
	HDG	1.900	0.110	2.10	0.2618	25,000	6,544	136	91
2-3/8" O.D.	SS 15	2.375	0.072	1.77	0.2911	50,000	14,556	303	202
	HDG	2.375	0.110	2.66	0.4237	25,000	10,592	221	147
Top Rail								10' Free Supported	
1-3/8" O.D.	SS 15	1.315	0.072	0.96	0.0829	50,000	4,143	138	
	HDG	1.315	0.110	1.42	0.1159	25,000	2,898	97	
1-5/8" O.D.	SS 15	1.660	0.072	1.22	0.1367	50,000	6,835	228	
	HDG	1.660	0.110	1.82	0.1948	25,000	4,870	152	



Performance SS 15™

Strength	40% Stronger
Durability (Corrosion Resistance)	Superior Coatings
Appearance	Smooth, bright finish
Weight Savings	35% lighter
Weldability	Less Burnback
Ease of Fabrication	Less flaking during fabrication
Value	The Quality you expect with domestically manufactured material

Bundle Counts for SS 15™

Shape	O.D.	Bundle Qty.
Round	1.315	91
Round	1.660	61
Round	1.900	61
Round	2.375	37

SS 15™ is available with POLYKOTE color finish: Allied Tube's patented Flo-Coat® process with polyester coating conforms to the recommended standards of ASTM F 1043, Section 8. Additional Coatings Requirements. Contact your distributor for details.

SS 15™ is available in long and extra long lengths and in cut posts

Manufacturing Locations:

Harvey, IL / Pine Bluff, AR / Philadelphia, PA / Phoenix, AZ

For information on Razor Ribbon® brand barbed tape products, please visit www.razorribbon.com

tyco
Electrical &
Metal Products

Fence Division
16100 S. Lathrop Avenue, Harvey, IL 60426
Phone: 800.643.1523 Fax: 870.535.4006
www.atcfence.com fence@alliedtube.com

allied
TUBE & CONDUIT



SS 15™, SS 20®, SS 30®, SS 40®, Flo-Coat®, Razor Ribbon® and Tyco® are trademarks or registered trademarks of Tyco® International, Allied Tube & Conduit Corporation and/or its affiliates in the United States and in other countries. All other brand names, product names, or trademarks belong to their respective owners.

© 2008 Allied Tube & Conduit, /Tyco International, Printed in U.S.A. ATC-L-1662 - 1/08

The logos for ASTM The American Society for Testing Materials, UL The Underwriters Laboratories & AFA The American Fence Association are registered trademarks of the respective companies. The logo for CLFMI The Chain Link Fence Manufacturers Association is a trademark of the CLFMI.